



## AVK HDPE FUSIBLE BALL VALVES

Universal / Fusible ends / Minimum full bore on all body sizes (DR11)

Valve sizes 3/4" up to 6"

85/80

002

HDPE/BV

The AVK HDPE fusible ball valve ball valve is for use in the isolation of water & gas on domestic, commercial and industrial premises. The ends are designed for butt-/electro-fusion making the valve an integral part of the fully welded leak-free pipe system.

The valve is designed, manufactured and approved to worldwide leading standards.

### Features

- Robust design, suitable for most harsh environments
- Seat, ball and grease combination ensuring low operating torques and avoids sticking over time
- Selected ball material offering good scratch resistance
- Grease with minimal wearing off from the lubricated surfaces for improved long term performance
- Easy mounting of all standardised spindles due to internal and external drive
- Overtorque protection and replaceable connector under live conditions
- Available with double spigot length allowing for 2 electrofusion joints
- Traccoding (barcode) + AVIT (QR code) - asset management to record, track and identify where valves are located and ensure traceability at all times
- Seat compression of large sealing surfaces precisely set via separate pre-assembly
- Flexible spindle shaft to ensure equal compression around the O-rings when loaded by internal pressure

### Tests/Approvals

- Meets or exceeds requirements of ASME B16.40, ASTM D2513 and CFR 49 part 192 for gas applications
- NSF61 certified for drinking water

### Accessories/Options

- Support base (up to 3")
- Lever



Expect... **AVK**

# AVK HDPE FUSIBLE BALL VALVES

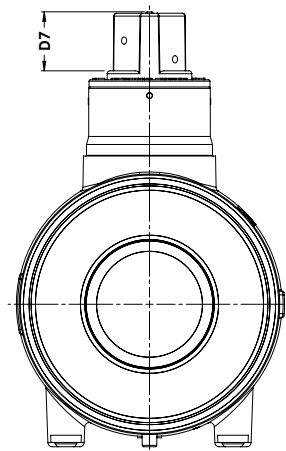
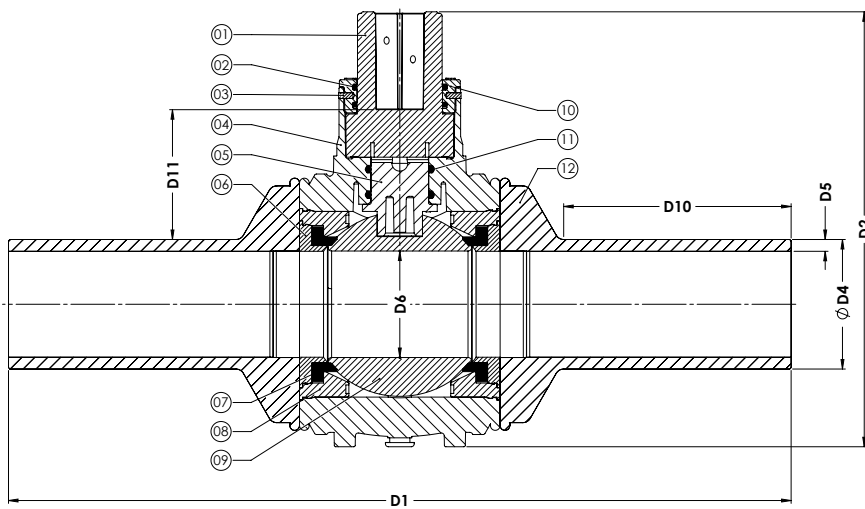
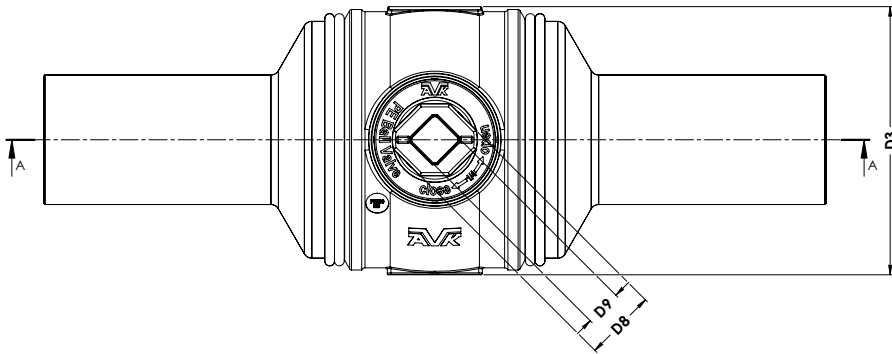
Universal / Fusible ends / Minimum full bore on all body sizes (DR11)

Valve sizes 3/4" up to 6"

85/80

002

HDPE/BV



## Component list

1. Connector	PA-GF	7. Ball seat	NBR-70
2. O-ring	NBR-70	8. Seat retainer	PE100-RC
3. Locking pin	PVC	9. Ball	PE100
4. Body	PE100-RC	10. Bearing ring	PA
5. Stem	POM	11. O-ring	NBR-70
6. Support ring	PE100-RC	12. Spigot	PE100-RC

## Reference nos. and dimensions

AVK ref. nos.	Valve size inch	D1 inch	D2 inch	D3 inch	D4 inch	D5 inch	D6 inch	D7 inch	D8 inch	D9 inch	D10 inch	D11 inch	Weight lb
85-020-80	3/4	12.20	7.50	3.45	1.050	0.095	0.984	1.58	1.95 x 1.95*	0.80 x 0.80	3.31	2.55	1.83
85-025-80	1	12.26	7.98	3.95	1.315	0.120	1.260	1.58	1.95 x 1.95*	0.80 x 0.80	3.54	2.41	2.29
85-040-80	1 1/2	14.49	8.57	4.54	1.900	0.173	1.575	1.58	1.95 x 1.95*	0.80 x 0.80	4.48	2.66	2.99
85-050-80	2	17.37	9.97	5.46	2.375	0.216	1.969	1.58	1.95 x 1.95	1.00 x 1.00	5.03	3.07	5.48
85-080-80	3	21.41	11.99	7.27	3.500	0.318	2.913	1.58	1.95 x 1.95	1.00 x 1.00	6.22	3.55	11.09
85-100-80	4	23.00	12.65	8.14	4.500	0.409	3.386	1.58	1.95 x 1.95	1.00 x 1.00	6.56	3.47	14.86
85-150-80	6	27.94	15.80	11.20	6.625	0.602	4.724	1.58	1.95 x 1.95	1.00 x 1.00	7.81	4.02	36.03

\*Provided with EN1555-4 adaptor